

Practitioner's Income Tax Act 2010 37th edition

eBook Version for Blackberry®

Blackberry® Application navigation guide

Practitioner's Income Tax Act 2010, 37th Edition eBook Version for Blackberry® ("PITA eBook") provides advanced linking capabilities for easy navigation of the content on your Blackberry®.

This guide provides an overview of the navigation capabilities of your PITA eBook. For instructions on how to download the PITA eBook to your Blackberry® click here.




Figure 1 – The Practitioner's Income Tax Act 2010, 37th Edition eBook - Opening Screen

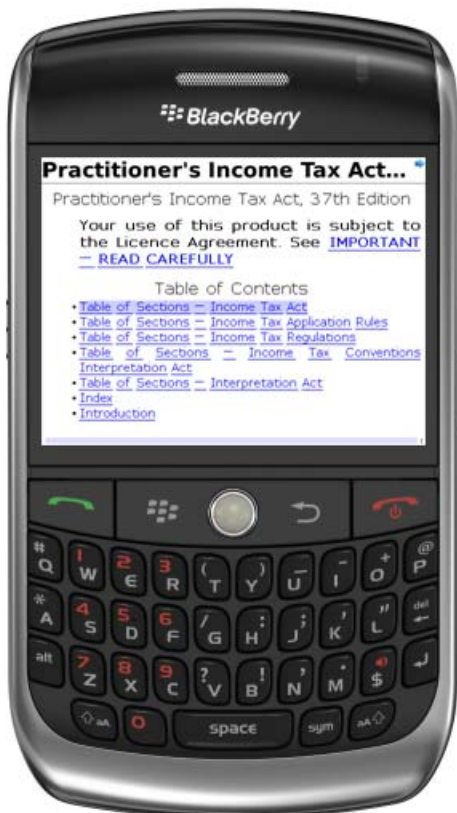


Figure 2 - The eBook Table of Contents - Note the links to the Tables of Sections

After downloading the PITA eBook on your Blackberry®, click on the Mobipocket Reader icon from Applications and select the PITA eBook from the titles listed. You will be presented with the PITA eBook landing page (Figure 1). Select (or scroll down) to access PITA eBook content. You are presented with the detailed Table of Sections that includes the following headings (Figure 2):

- Table of Sections – Income Tax Act
- Table of Sections – Income Tax Application Rules
- Table of Sections – Income Tax Regulations
- Table of Sections – Income Tax Conventions Interpretation Act
- Table of Sections – Interpretation Act
- Index

Tip: The PITA eBook utilizes link-based navigation to access specific sections, subsections and definitions of the legislation found in the print version. On Blackberry devices such as the one shown, use the trackball up and down, left and right, to navigate to and activate links.



The detailed Table of Sections includes each Act and Regulation found in the print work and enables you to navigate to the subsection level and to definitions (Figure 3).

The following illustrates how to access s. 12.5 of the Federal Income Tax Act and find the definition of “insurance business”.

Select **Table of Sections – Income Tax Act**, to access the sections of the Income Tax Act as they appear in the print publication (Figure 3). Scroll to and select **Sections 12. Income inclusion to 17. Amount owing by non resident [deemed interest income]** (Figure 4).



Figure 3 - Income Tax Act Table of Sections, Top



Figure 4 - Income Tax Act Table of Sections - Link to Sections 12 through 17

You are presented with *Income Tax Act* sections 12 to 17, each with the section number/title, **ss** and **Def** presented from left to right. Selecting a section number/title takes you to a given section. Selecting a **ss** link takes you to a list of the subsections of a given section, each with links. (Note the absence of a **ss** link indicates there is no subsection to a given section number /title reference). Selecting the **Def** link takes you to the list of definitions relating to the section, each with links to the definitions.



(Note the absence of a **Def** link indicates there is no definition relating to a given section number /title reference).

Continuing with our example to access s. 12.5 of the Federal *Income Tax Act* and find the definition of “insurance business”, scroll to **12.5. Definitions** (highlighted in *Figure 5*) and select **Def**, on the far right of the display.

You are presented with the list of definitions relating to section 12.5 of the *Income Tax Act*. (*Figure 6*). Select “insurance business” to access the text of the definition (*Figure 7*).

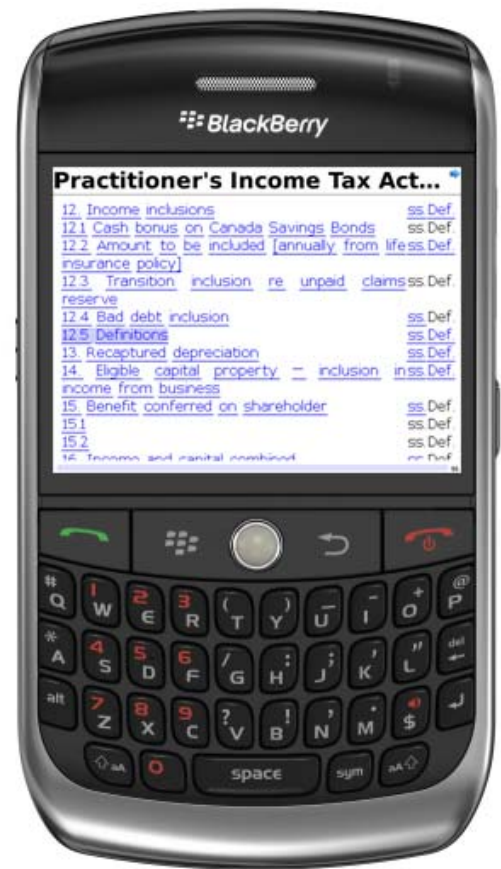


Figure 5 - The List of Sections 12 through 17, with links to Sub-sections and definitions



Figure 6 - The list of definitions for Section 12.5

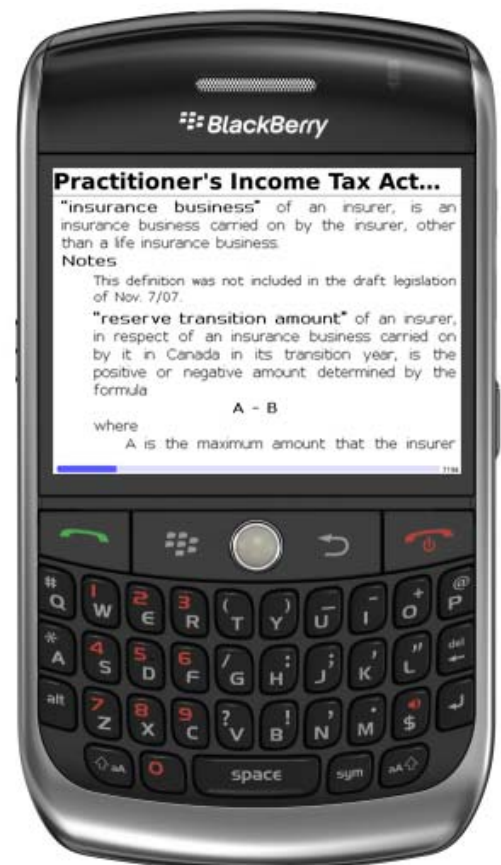


Figure 7 - The definition of "insurance business" within the Income Tax Act



Other BlackBerry® functionality

Your BlackBerry® device is equipped with navigational functionality that can be used to access PITA eBook content. This functionality is accessed using the key with the BlackBerry® BB icon (*Figure 8*). (Note that this functionality is limited and consequently navigation using the links as discussed above is preferred).

Navigate

Selecting **Navigate** enables you to go to the first page, a given page or back to the full menu of navigation tools. Note that the pages of the PITA eBook do not correspond to the print version.

Search

Selecting **Search** on the **Navigation** menu enables basic word searching using the BlackBerry® search functionality by entering your key word and clicking **Ok**. Note that this capability is limited and consequently navigation using the links as discussed above is preferred).

Keyboard Tips

Selecting **Keyboard Tips** on the **Navigation** menu displays a list of BlackBerry® navigation tools. *Figure 9* lists the BlackBerry® navigation tools that may be used with the PITA eBook.

Next page	<SPACE>, <p>
Previous page	<o>
First page (top)	<t>
Quick search	<s>
Select next link	<n>
Hyperlink back	
Follow the link	<ENTER>

Figure 6 - BlackBerry® navigation tools for use with the PITA eBook




Figure 8: BlackBerry functionality using the BB key

